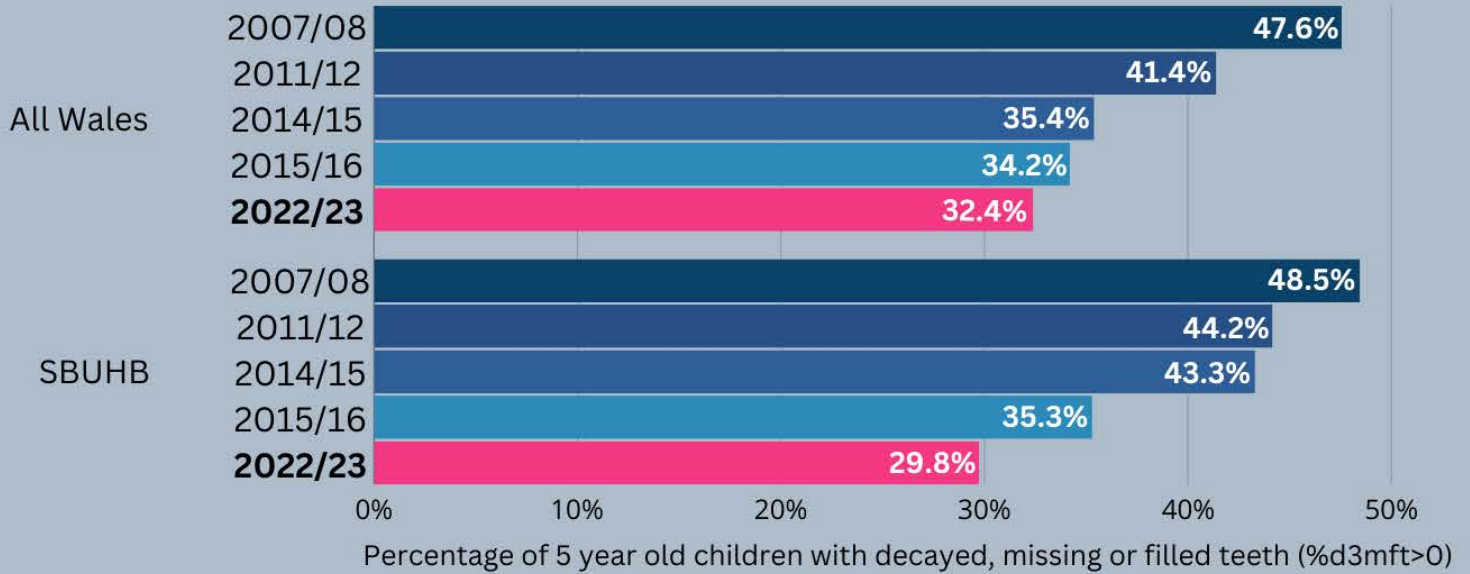




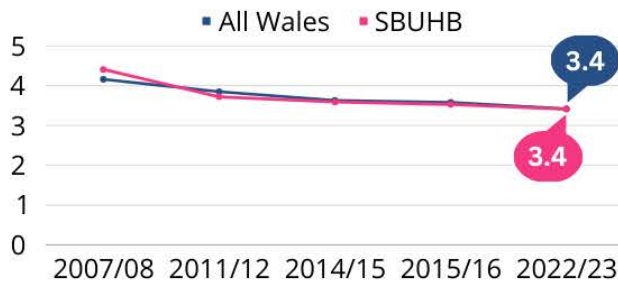
Percentage of 5 year olds who have had tooth decay



Severity of tooth decay

Children with experience of tooth decay in SBUHB have on average **3.4** decayed, missing or filled teeth.

Average number of decayed, missing or filled teeth (d3mft) in children with decay experience



Impacts of tooth decay

18.6% of parents/carers reported that their child's oral health had impacted their child's, or their family's, quality of life (QoL).

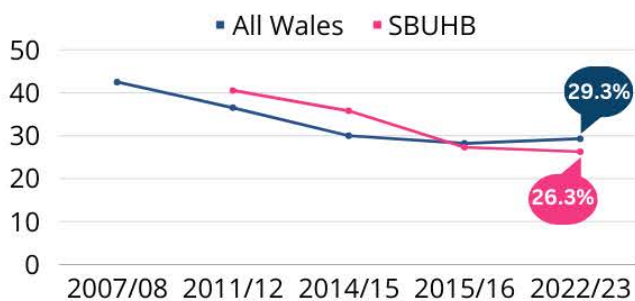
Percentage of parents/carers reporting a QoL impact due to the oral health of their child



Untreated tooth decay

26.3% of children in SBUHB have teeth with untreated tooth decay.

Percentage of children with decayed teeth (%d3t>0)



On average these children have **3.1** teeth with untreated tooth decay.

Average number of decayed teeth in children with decay experience (d3t>0)

