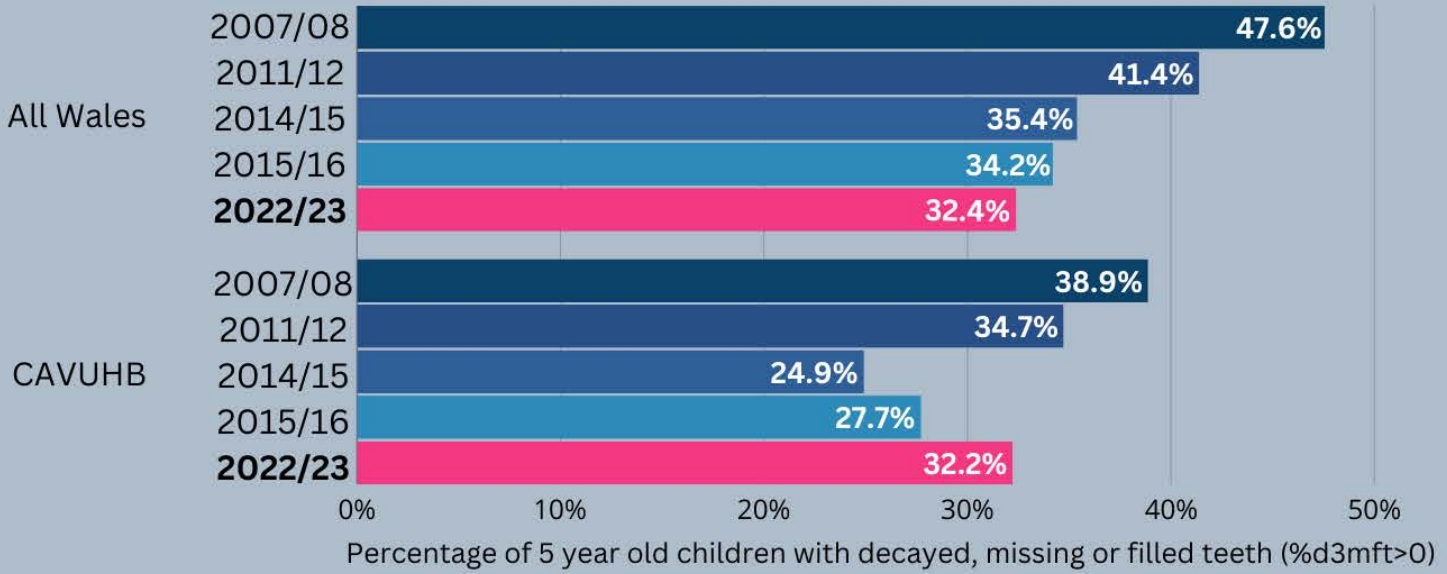




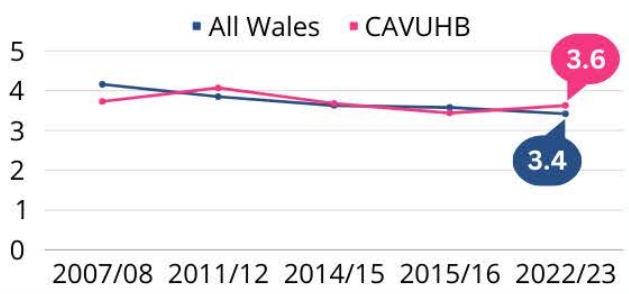
### Percentage of 5 year olds who have had tooth decay



### Severity of tooth decay

Children with experience of tooth decay in CAVUHB have on average **3.6** decayed, missing, or filled teeth.

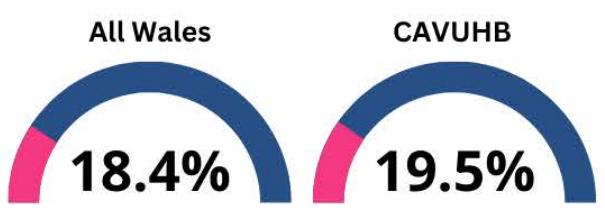
Average number of decayed, missing or filled teeth (d3mft) in children with decay experience



### Impacts of tooth decay

**19.5%** of parents/carers reported that their child's oral health had impacted their child's, or their family's, quality of life (QoL).

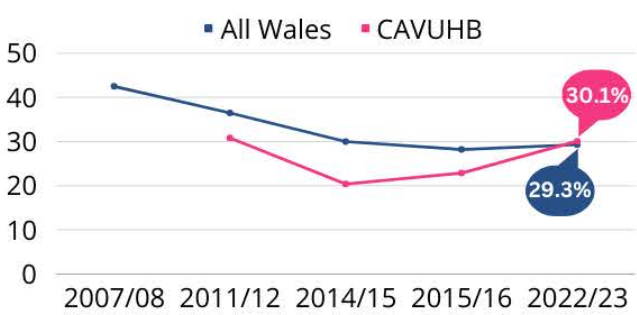
Percentage of parents/carers reporting a QoL impact due to the oral health of their child



### Untreated tooth decay

**30.1%** of children in CAVUHB have teeth with untreated tooth decay.

Percentage of children with decayed teeth (%d3t>0)



On average these children have **3.3** teeth with untreated tooth decay.

Average number of decayed teeth in children with decay experience (d3t>0)

