

Wales Public Health Rapid Overview Dashboard



GIG
CYMRU
NHS
WALES

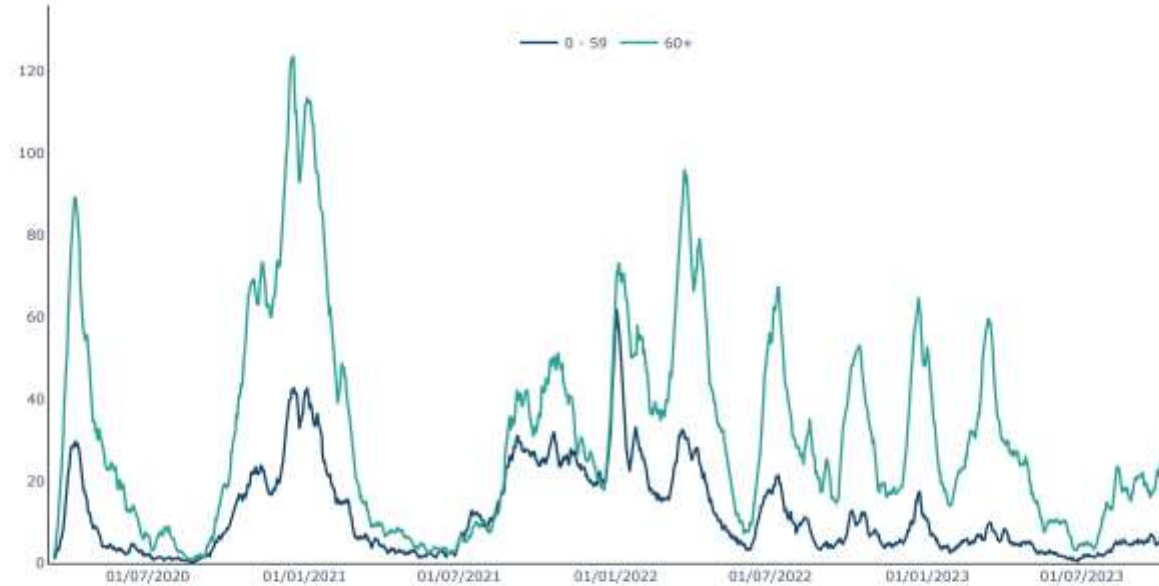
Iechyd Cyhoeddus
Cymru
Public Health
Wales

Overview

Communicable disease

COVID-19 hospitalised cases by age group, 7 day rolling average, persons all ages, Wales, 07/03/2020 to 07/10/2023

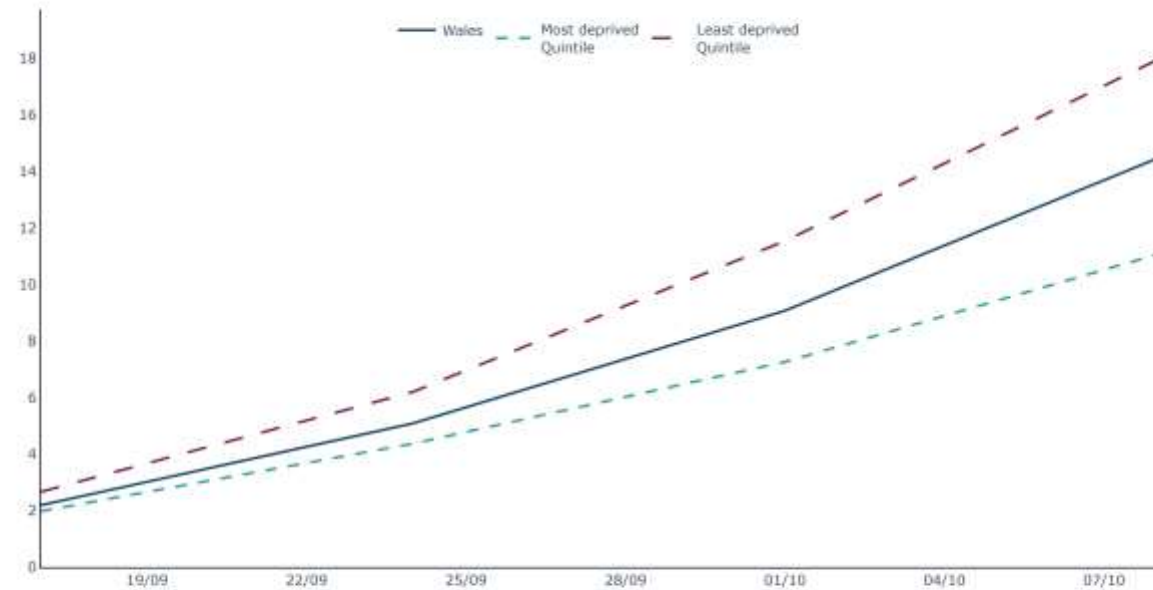
Produced by PHW, using PHW Datastore & ICNET (PHW)



Communicable disease

Autumn 2023 COVID booster coverage by deprivation fifth, percentage, all eligible persons*, Wales, 17/09/2023 to 08/10/2023

Produced by PHW, using WIS (PHW) & WIMD 2019 (WG)

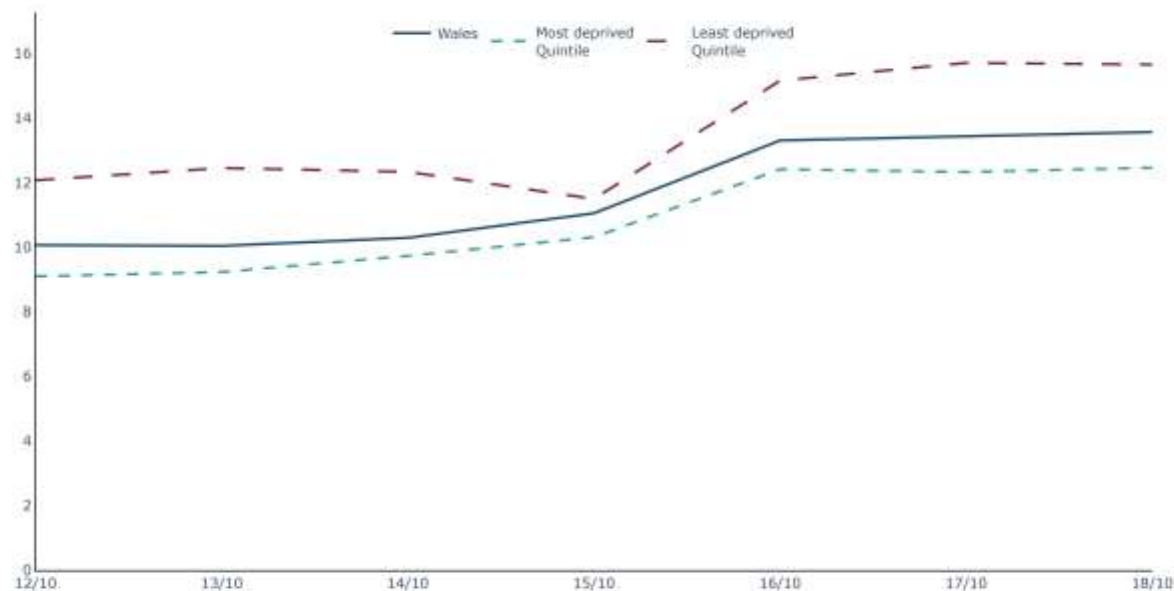


* Groups eligible for the vaccination are: those aged 65+, frontline health and social care workers, those aged 16 to 64 years who are carers, care home residents and staff, immunosuppressed.

Communicable disease

Flu immunisation by deprivation fifth, percentage, all eligible persons*, Wales, 12/10/2023 to 18/10/2023

Produced by PHW, using VPDP (PHW) & WIMD 2019 (WG)

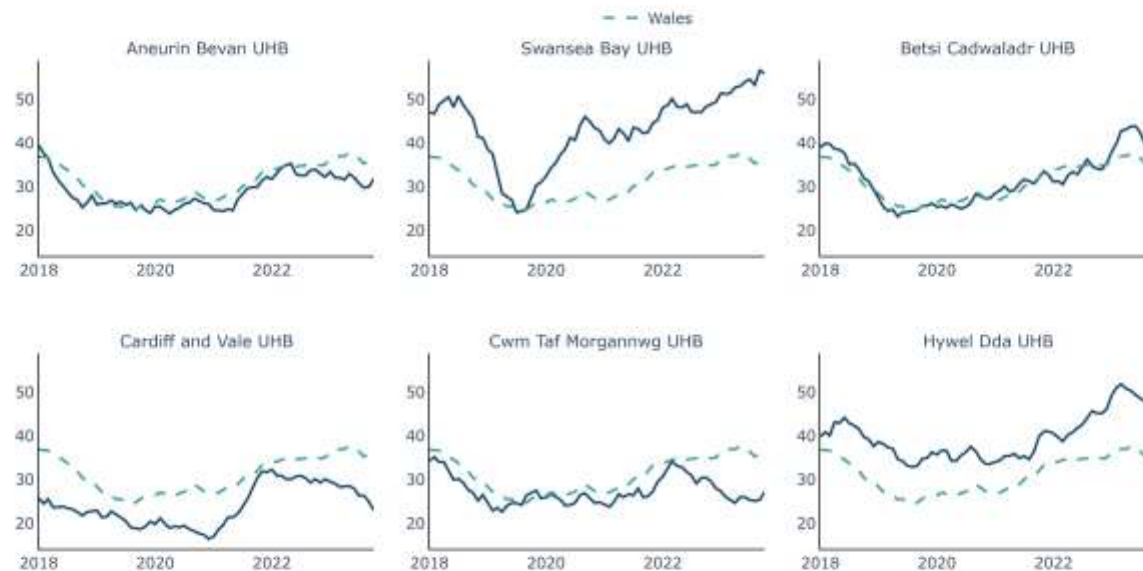


* Groups eligible for the vaccination are: those aged 65+, pregnant women, those with a long-term health condition, care home residents and staff, those with a learning disability, carers, immunosuppressed, frontline health and social care workers, those homeless, children aged two and three years old, children and young people in school from Reception class to Year 11, young carers.

Communicable disease

Healthcare associated *C. difficile* infections, 12 month rolling rate per 100,000, persons aged 2+, Wales health boards*, 01/2018 to 10/2023

Produced by PHW, using HCAI (CDSC)

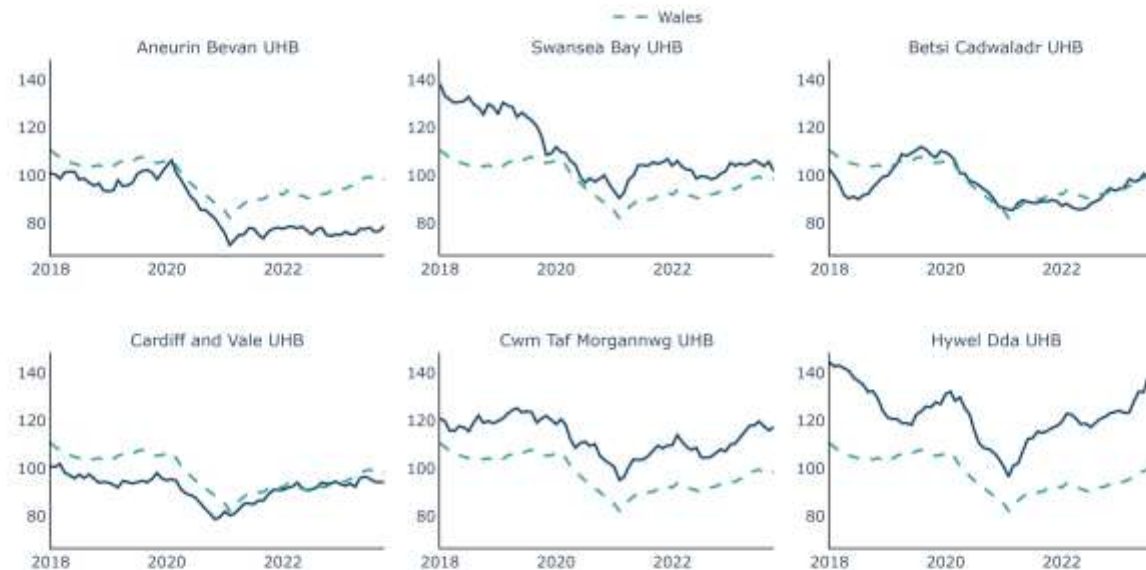


* Please note that data for Powys THB and Velindre NHST has been suppressed due to small numbers.

Communicable disease

Healthcare associated Gram Negative Bacteraemia (GNB) infections, 12 month rolling rate per 100,000, persons all ages, Wales health boards*, 01/2018 to 10/2023

Produced by PHW, using HCAI (CDSC)



* Please note that data for Powys THB and Velindre NHST has been suppressed due to small numbers.

Communicable disease

4C* antimicrobial usage in Primary Care, items per 1,000 patients, Wales, 06/2018 to 03/2023 (3 month period ending)

Produced by PHW, using Antibiotic Data Library (HARP)

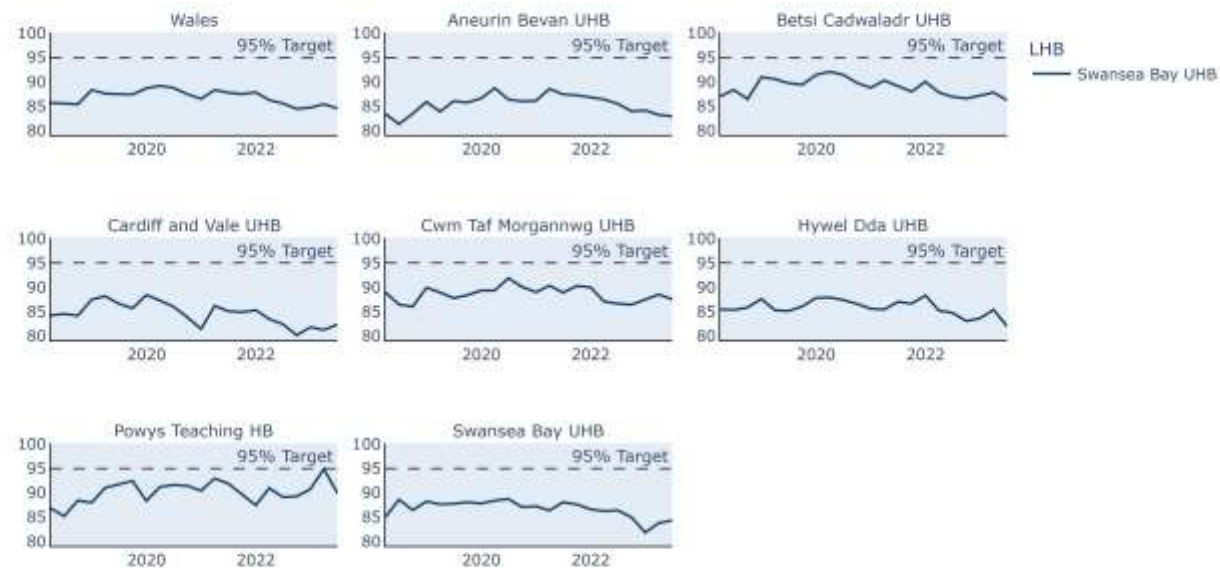


* 4C antimicrobials* refers collectively to the following four broad-spectrum antibiotics, or groups of antibiotics: co-amoxiclav, cephalosporins, fluoroquinolones and clindamycin.

Communicable disease

Up to date* childhood immunisation, percentage, children aged 4 years, Wales health boards, 03/2018 to 06/2023

Produced by PHW, using NCCHD (DHCW)

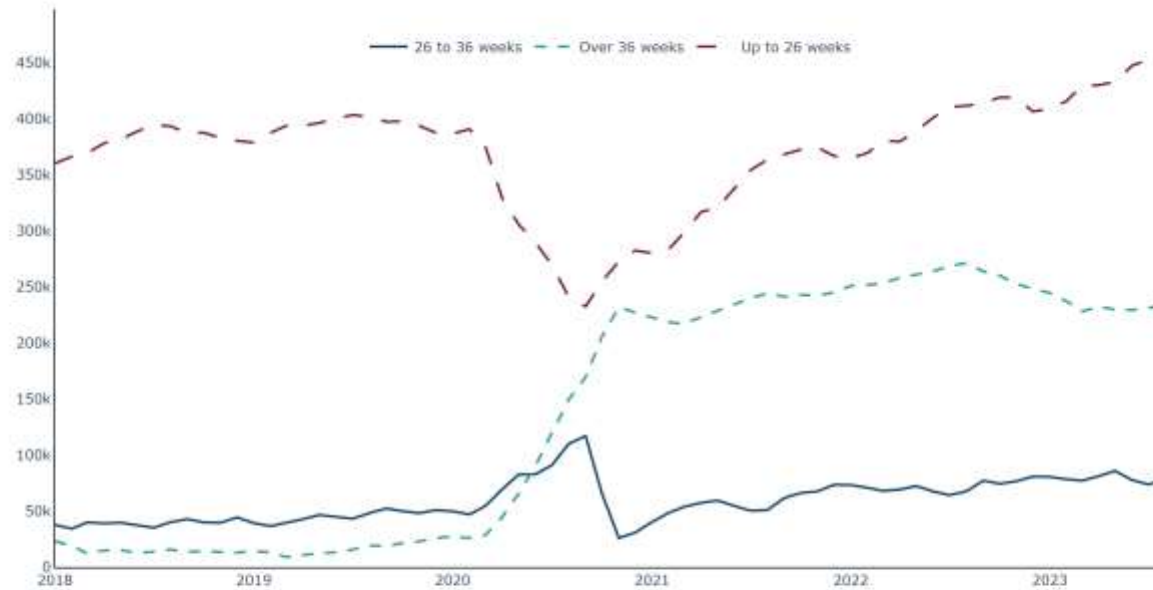


* Up to date refers to a completed 4 in 1 pre-school booster, Hib/MenC booster and second MMR dose by four years of age.

System ability to respond

Patient pathways waiting to start treatment by weeks waiting, count, persons all ages, Wales, 01/2017 to 08/2023

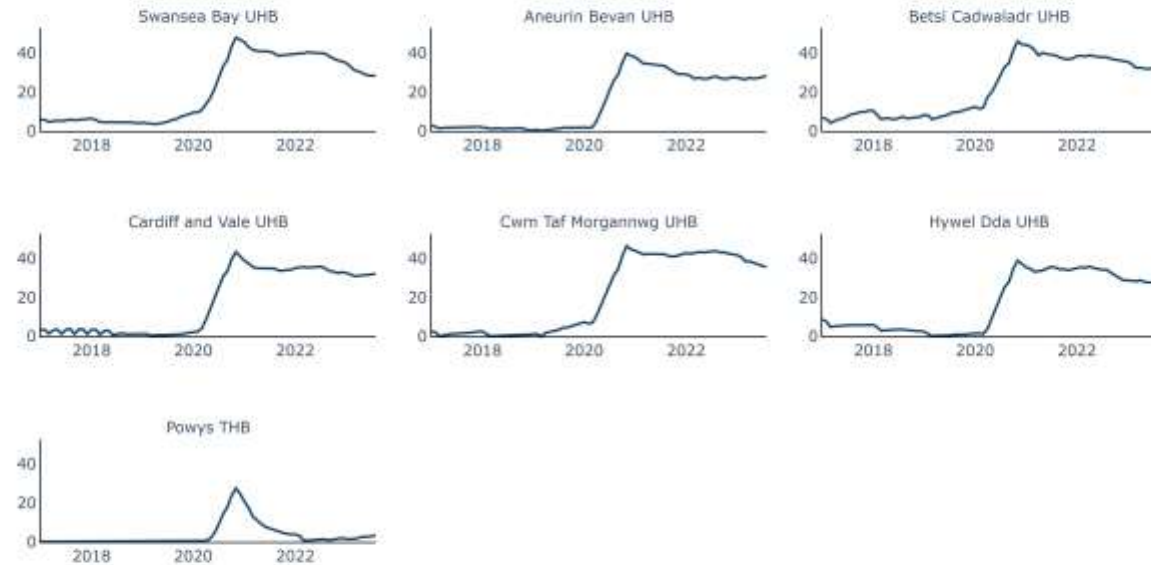
Produced by PHW, using RTT (Stats Wales)



System ability to respond

Patient pathways waiting over 36 weeks to start treatment by health board, percentage, persons all ages, Wales, 01/2017 to 08/2023

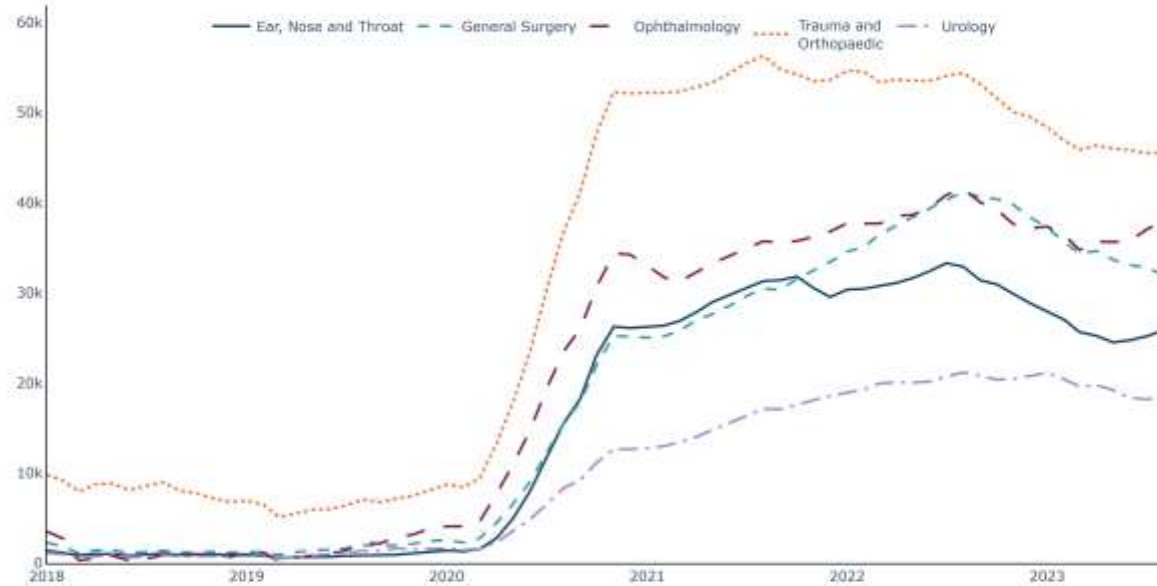
Produced by PHW, using RTT (Stats Wales)



System ability to respond

Patient pathways waiting over 36 weeks to start treatment by specialty, count, persons all ages, Wales, 01/2018 to 08/2023

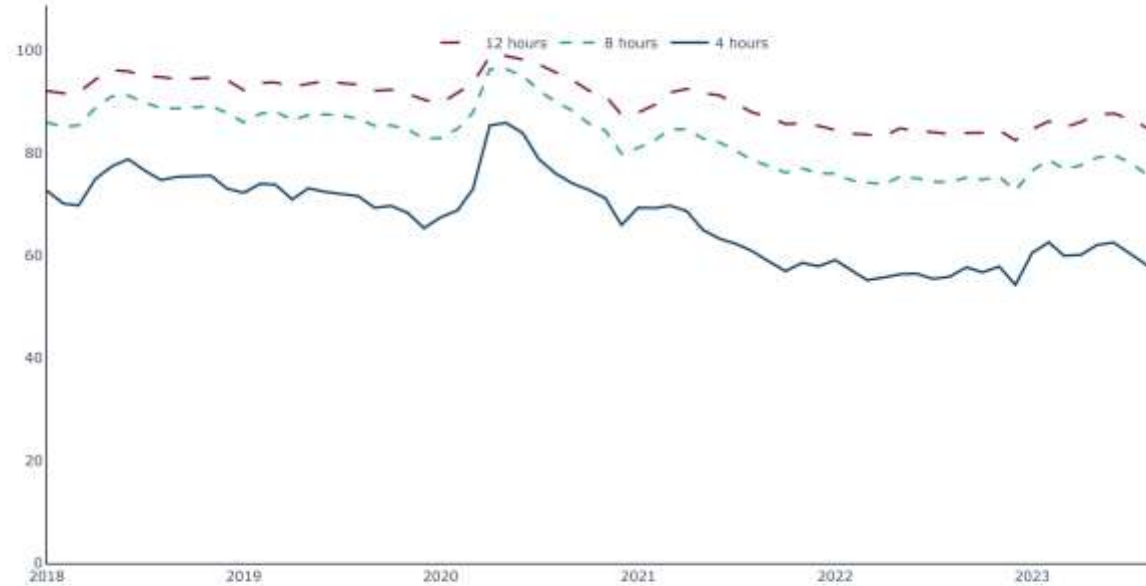
Produced by PHW, using RTT (Stats Wales)



System ability to respond

Major emergency department performance against 4, 8 and 12 hour waiting time targets, percentage, Wales, 01/2018 to 09/2023

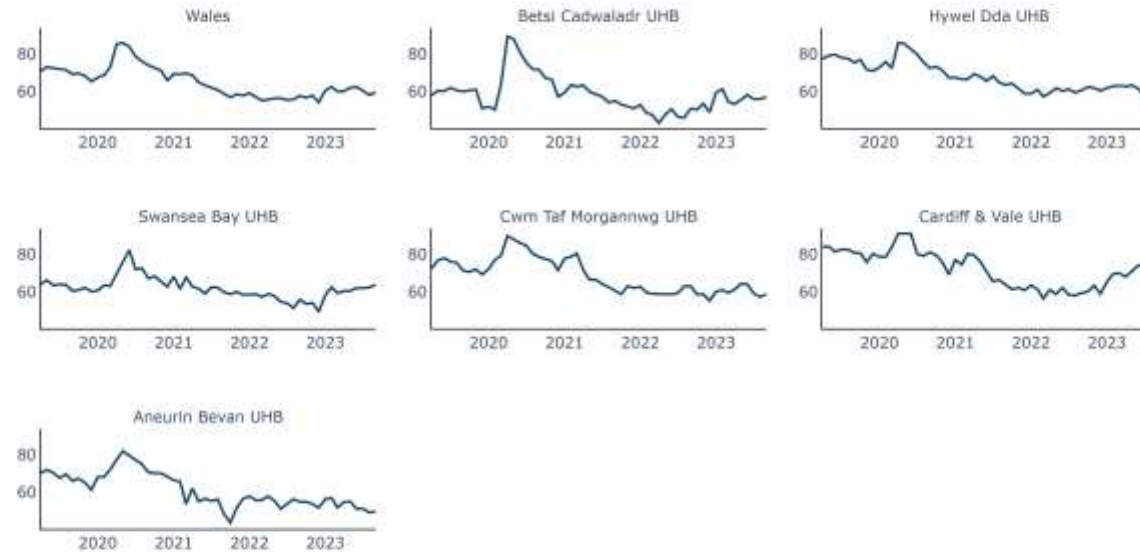
Produced by PHW, using EDDS (DHCW)



System ability to respond

Major emergency department performance against 4 hour waiting time target, percentage, Wales health boards*, 04/2019 to 09/2023

Produced by PHW, using EDDS (DHCW)

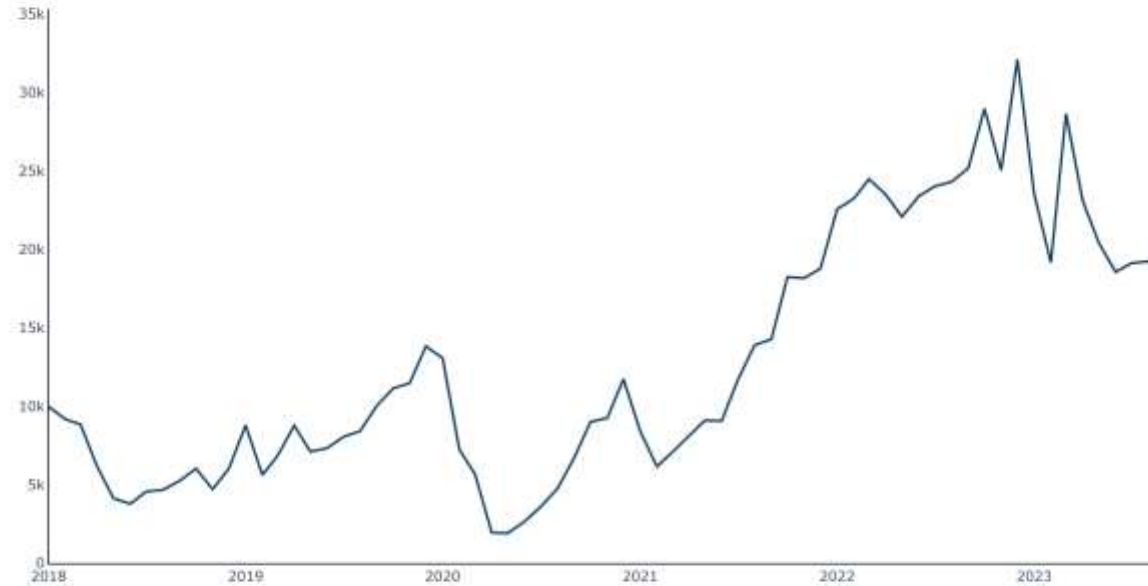


* Please note that Powys THB does not manage any major emergency departments.

System ability to respond

Lost ambulance hours resulting from delayed handover of the patient to the facility*, count, Wales, 01/2018 to 09/2023

Produced by PHW, using WAST



* This indicator refers to lost hours resulting from delayed handover of the patient to the facility when the notification to handover is over 15 minutes.

System ability to respond

Emergency hospital admissions (including both inpatient and daycase admissions), by month, count, persons all ages, Wales, 01/2019 to 07/2023

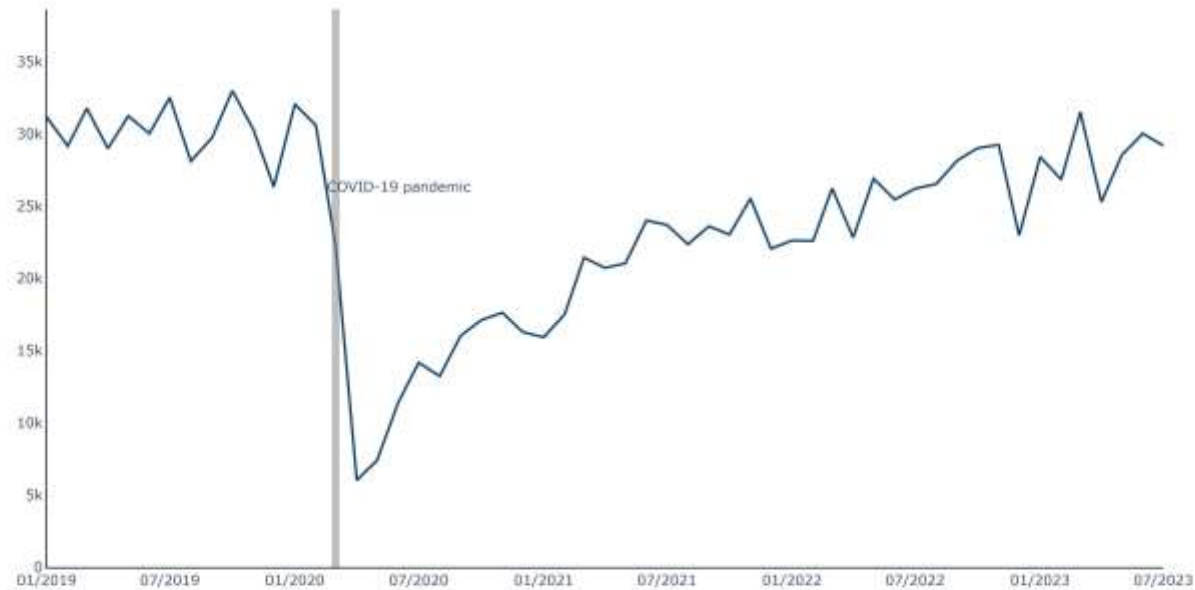
Produced by PHW, using PEDW (DHCW)



System ability to respond

Elective hospital admissions (including both inpatient and daycase admissions), by month, count, persons all ages, Wales, 01/2019 to 07/2023

Produced by PHW, using PEDW (DHCW)



System ability to respond

Patients with a pathology sample indicating any primary site cancer (excl NMSC*), count, persons all ages, Wales, 01/2018 to 07/2023

Produced by PHW, using LIMS (PHW)



* Non-melanoma skin cancer

Excess mortality

All cause excess mortality* (incl. COVID-19), count, persons all ages, Wales, 01/2020 to 08/2023

Produced by PHW, using PHM & MYE (ONS)



* Please note that deaths in 2015-19 are used as a comparator period for 2020 & 2021, 2016-21 (excl 2020) deaths are used for 2022 and 2017-22 (excl 2020) deaths are used for 2023.

Excess mortality

All cause excess mortality* (excl. COVID-19), count, persons all ages, Wales, 01/2020 to 08/2023

Produced by PHW, using PHM & MYE (ONS)

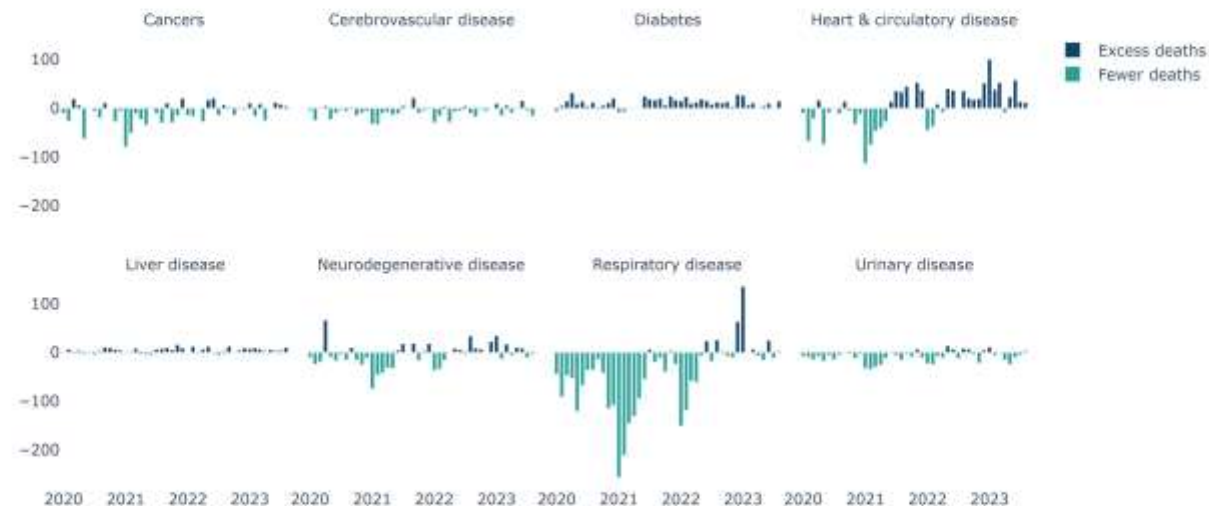


* Please note that deaths in 2015-19 are used as a comparator period for 2020 & 2021, 2016-21 (excl 2020) deaths are used for 2022 and 2017-22 (excl 2020) deaths are used for 2023.

Excess mortality

Excess mortality (excl. COVID-19) by disease*, difference in European age-standardised rate per 100,000, persons all ages, Wales, 01/2020 to 08/2023

Produced by PHW, using PHM & MYE (ONS)

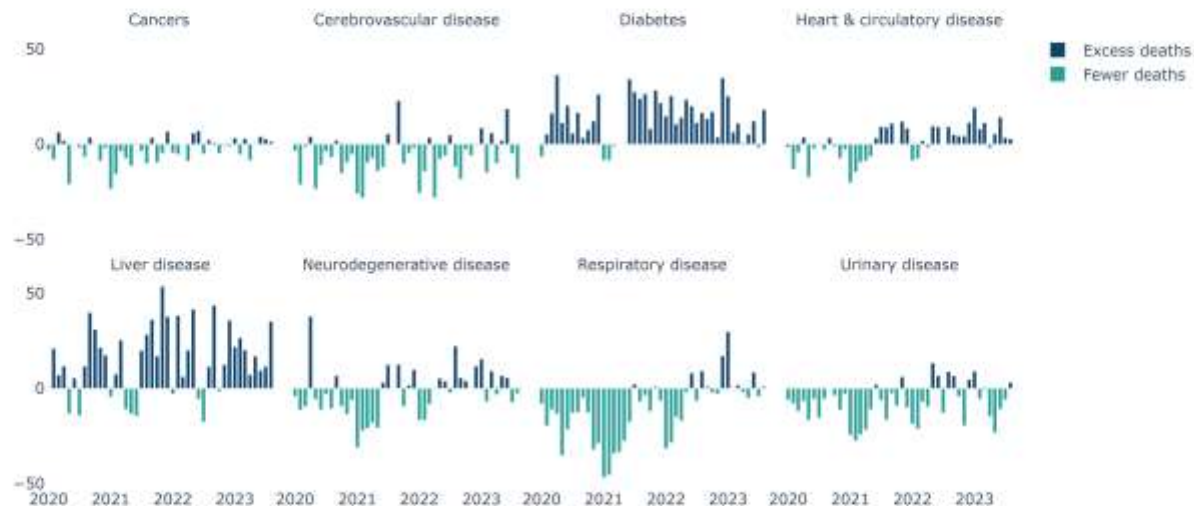


* Please note that deaths in 2015-19 are used as a comparator period for 2020 & 2021, 2016-21 (excl 2020) deaths are used for 2022 and 2017-22 (excl 2020) deaths are used for 2023.

Excess mortality

Relative excess mortality (excl. COVID-19) by disease*, percentage difference in European age-standardised rate per 100,000, persons all ages, Wales, 01/2020 to 08/2023

Produced by PHW, using PHM & MYE (ONS)



* Please note that deaths in 2015-19 are used as a comparator period for 2020 & 2021, 2016-21 (excl 2020) deaths are used for 2022 and 2017-22 (excl 2020) deaths are used for 2023.

Excess mortality

Observed and expected mortality* with any mention of all causes (incl. covid-19), European age-standardised rate per 100,000, persons all ages, Wales, 01/2020 to 08/2023

Produced by PHW, using PHM & MYE (ONS)



* Please note that deaths in 2015-19 are used as a comparator period for 2020 & 2021, 2016-21 (excl 2020) deaths are used for 2022 and 2017-22 (excl 2020) deaths are used for 2023.

Excess mortality

All cause excess mortality* (incl. COVID-19) by most and least deprived fifth, difference in European age-standardised rate per 100,000, persons all ages, Wales, 01/2020 to 07/2023
Produced by PHW, using PHM, MYE (ONS) & WIMD (WG)



* Please note that deaths in 2015-19 are used as a comparator period for 2020 & 2021, 2016-21 (excl 2020) deaths are used for 2022 and 2017-22 (excl 2020) deaths are used for 2023.

Excess mortality

All cause excess mortality* (excl. COVID-19) by most and least deprived fifth, difference in European age-standardised rate per 100,000, persons all ages, Wales, 01/2020 to 07/2023

Produced by PHW, using PHM, MYE (ONS) & WIMD (WG)



* Please note that deaths in 2015-19 are used as a comparator period for 2020 & 2021, 2016-21 (excl 2020) deaths are used for 2022 and 2017-22 (excl 2020) deaths are used for 2023.

Excess mortality

Relative all cause excess mortality* (incl. COVID-19) by most and least deprived fifth, percentage difference in European age-standardised rate per 100,000, persons all ages, Wales, 01/2020 to 07/2023

Produced by PHW, using PHM, MYE (ONS) & WIMD (WG)



* Please note that deaths in 2015-19 are used as a comparator period for 2020 & 2021, 2016-21 (excl 2020) deaths are used for 2022 and 2017-22 (excl 2020) deaths are used for 2023.

Excess mortality

Relative all cause excess mortality* (excl. COVID-19) by most and least deprived fifth, percentage difference in European age-standardised rate per 100,000, persons all ages, Wales, 01/2020 to 07/2023

Produced by PHW, using PHM, MYE (ONS) & WIMD (WG)

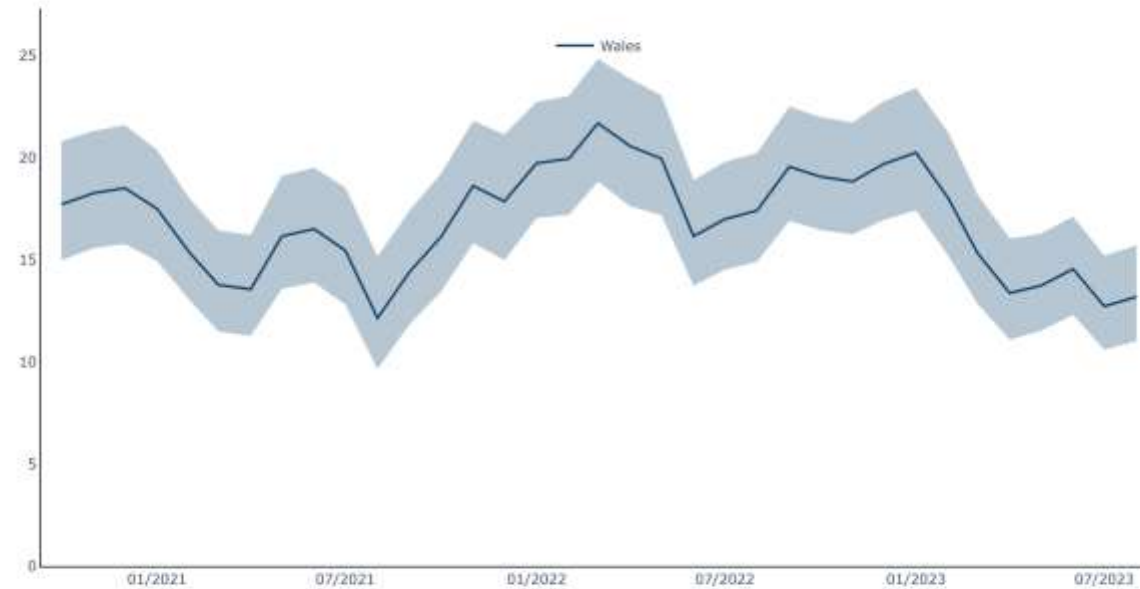


* Please note that deaths in 2015-19 are used as a comparator period for 2020 & 2021, 2016-21 (excl 2020) deaths are used for 2022 and 2017-22 (excl 2020) deaths are used for 2023.

Healthy behaviours and wellbeing

Adults reporting to smoke, percentage, persons aged 18+, Wales, 10/2020 to 08/2023 (rolling 3 month ending)

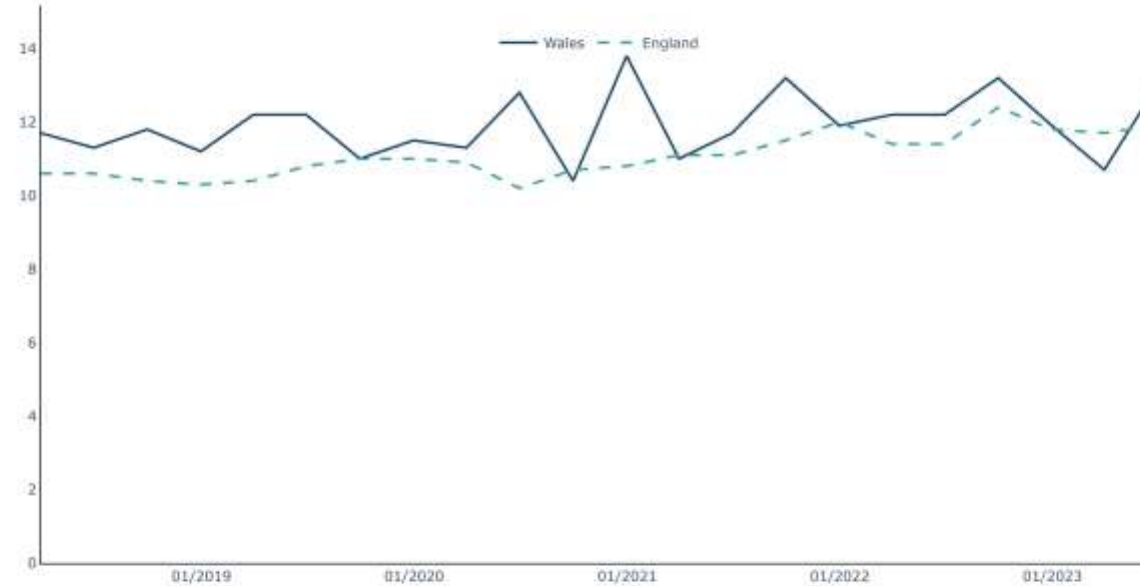
Produced by PHW, using UCL Tobacco Research Group



Healthy behaviours and wellbeing

Average number of drinks consumed in a 7-day period, persons aged 18+, Wales and England, 03/2018 to 06/2023

Source: PHW analysis of Kantar Worldpanel data



Healthy behaviours and wellbeing

Average number of drinks per occasion, persons aged 18+, Wales and England, 03/2018 to 06/2023

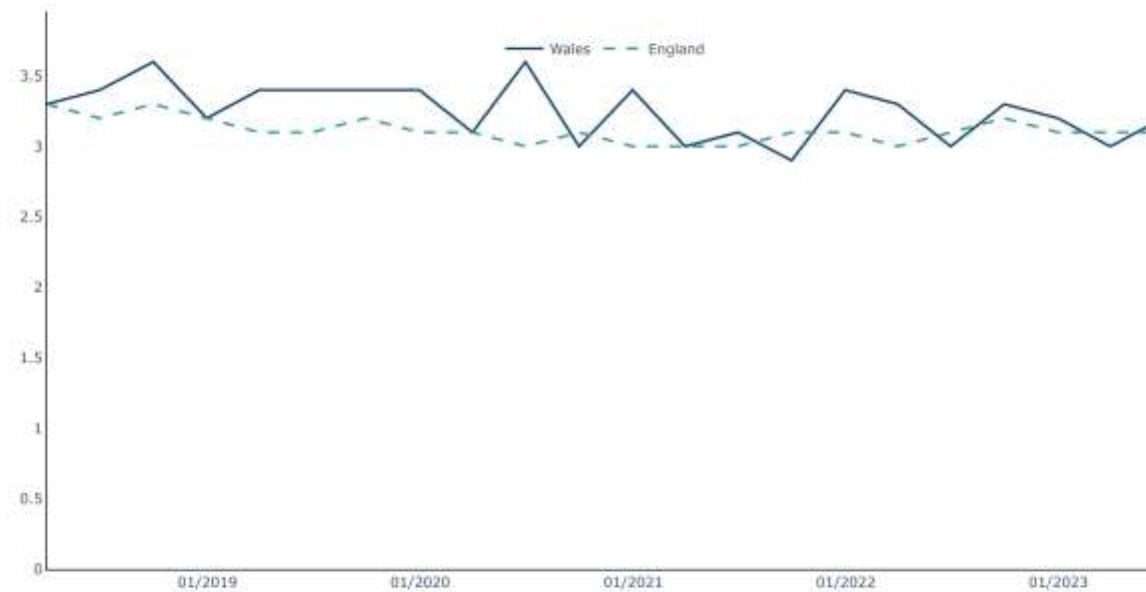
Source: PHW analysis of Kantar Worldpanel data



Healthy behaviours and wellbeing

Average number of drinking occasions in a 7-day period, persons aged 18+, Wales and England, 03/2018 to 06/2023

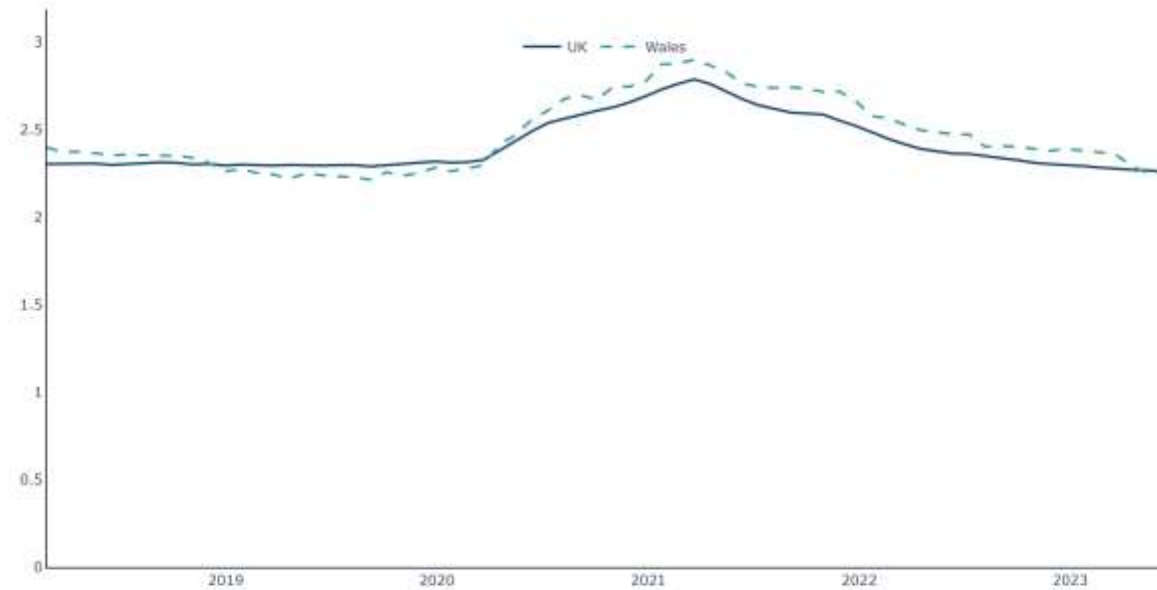
Source: PHW analysis of Kantar Worldpanel data



Healthy behaviours and wellbeing

Average number of servings of fruit and vegetables per day, persons all ages, Wales and UK, 02/2018 to 06/2023

Source: PHW analysis of Kantar Worldpanel data



Healthy behaviours and wellbeing

Adults who are physically active for at least 30 minutes on 5-7 days in the previous week*, percentage, persons aged 18+, Wales, 19/04/2020 and 20/03/2022

Produced by PHW, using NSW (WG) & PES (PHW)

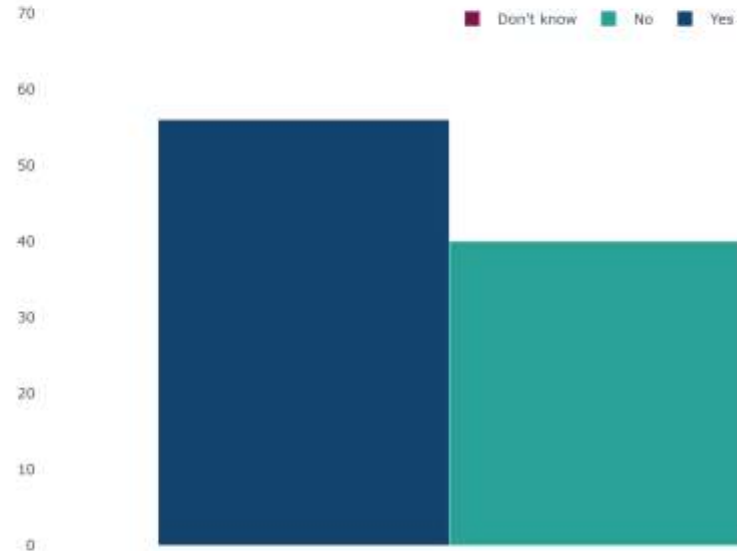


* The greyed out area shows where the survey was paused.

Healthy behaviours and wellbeing

Persons reporting to have met physical activity guidelines per week*, percentage, persons aged 16+, Wales, April 2023

Produced by PHW, using Time to Talk Public Health Survey (PHW)



* The responses are from the following question: Over the past week, have you done either of the following? Guidelines are 150 minutes of moderate or 75 minutes vigorous physical activity per week

Healthy behaviours and wellbeing

Persons reporting high levels of anxiety, percentage, persons aged 16+, Great Britain (OPN) & Wales (APS), current: 20/04/20 to 29/10/23 & pre-pandemic: 2019/20

Produced by PHW, using OPN & APS (ONS)



High levels of anxiety refer to responses that score 6-10 when asked 'Overall, how anxious did you feel yesterday?' Where 0 is 'not at all anxious' and 10 is 'completely anxious'.

Healthy behaviours and wellbeing

Persons reporting low life satisfaction, percentage, persons aged 16+, Great Britain (OPN) & Wales (APS), current: 20/04/20 to 29/10/23 & pre-pandemic: 2019/20

Produced by PHW, using OPN & APS (ONS)



Low life satisfaction refer to responses that score 0-4 when asked 'Overall, how satisfied are you with your life nowadays?' Where 0 is 'not at all satisfied' and 10 is 'completely satisfied'.

Healthy behaviours and wellbeing

Persons reporting low levels of happiness, percentage, persons aged 16+, Great Britain (OPN) & Wales (APS), current: 20/04/20 to 29/10/23 & pre-pandemic: 2019/20

Produced by PHW, using OPN & APS (ONS)



Low levels of happiness refer to responses that score 0-4 when asked 'Overall, how happy did you feel yesterday?' Where 0 is 'not at all happy' and 10 is 'completely happy'.

Healthy behaviours and wellbeing

Persons reporting low levels of feeling worthwhile, percentage, persons aged 16+, Great Britain (OPN) & Wales (APS), current: 20/04/20 to 29/10/23 & pre-pandemic: 2019/20

Produced by PHW, using OPN & APS (ONS)



Low levels of feeling that things done in life are worthwhile refer to responses that score 0-4 when asked 'Overall, to what extent do you feel that the things you do in your life are worthwhile?' Where 0 is 'not at all' and 10 is 'completely'.

Healthy behaviours and wellbeing

Persons reporting feeling lonely always, often, or some of the time, percentage, persons aged 16+, Great Britain (OPN), 20/04/20 to 29/10/23

Produced by PHW, using OPN (ONS)

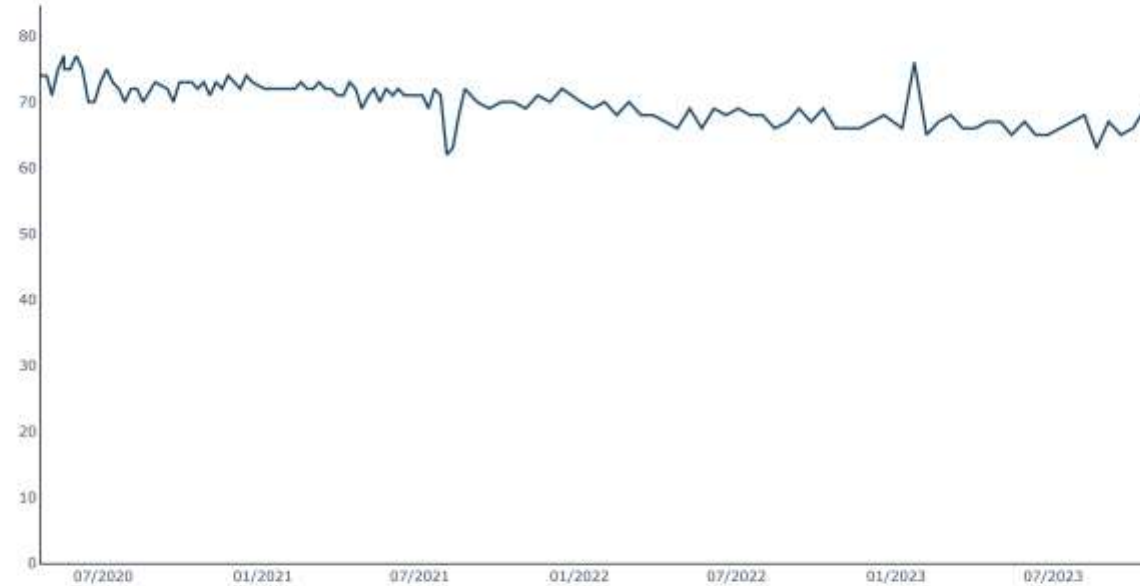


When asked 'How often do you feel lonely?' responses included often or always, some of the time, occasionally, hardly ever, never.

Healthy behaviours and wellbeing

Persons reporting good or very good health, percentage, persons aged 16+, Great Britain (OPN), 20/04/20 to 29/10/23

Produced by PHW, using OPN (ONS)



Wider Determinants

Seasonally adjusted real median pay growth rate (Wales), percentage, 01/2018 to 09/2023

Produced by PHW, using PAYE real time information & CPIH* (ONS)

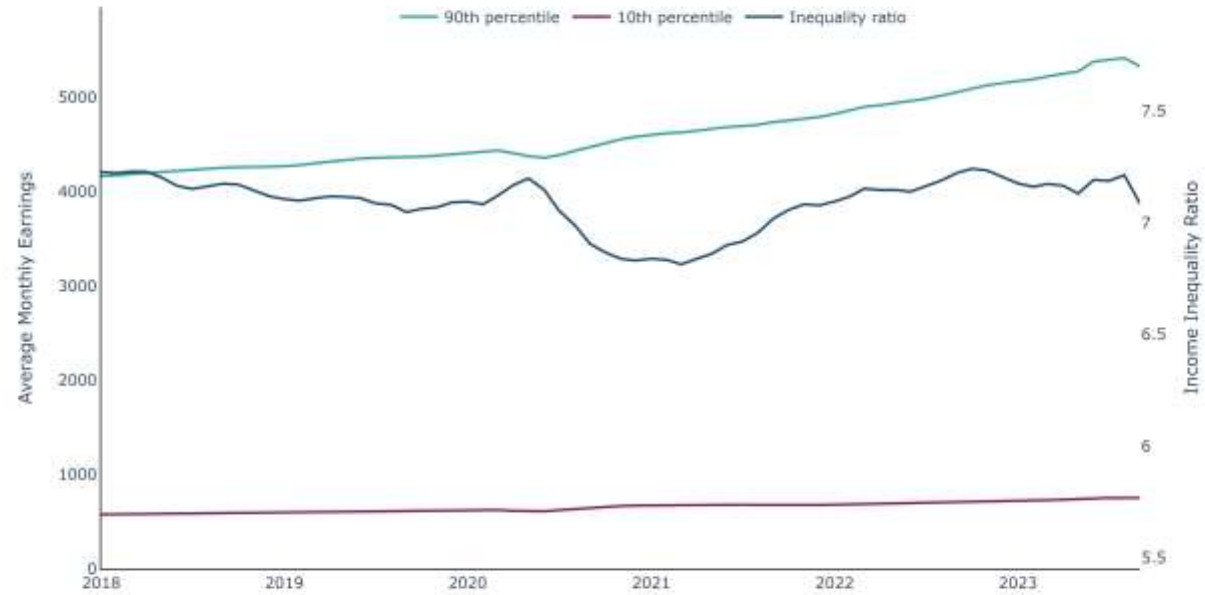


* Consumer Price Index including owner occupiers' housing costs (CPIH)

Wider Determinants

Seasonally adjusted 90th and 10th percentile pay and inequality ratio, United Kingdom, 01/2018 to 09/2023

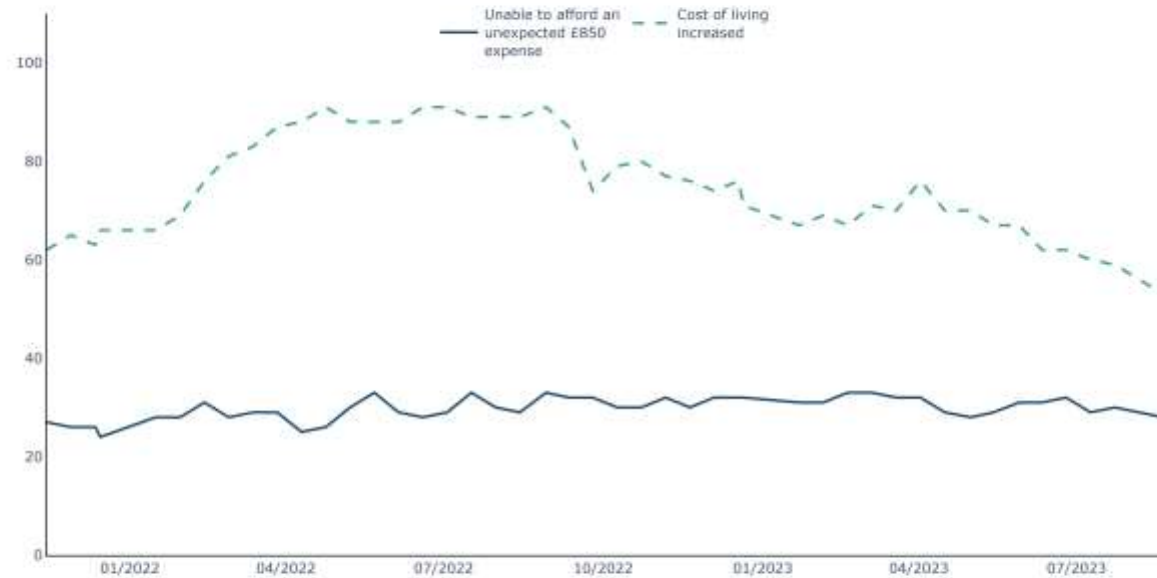
Produced by PHW, using PAYE real time information (ONS)



Wider Determinants

Public opinions on the cost of living, percentage, persons aged 16+, Great Britain, 14/11/2021 to 20/08/2023

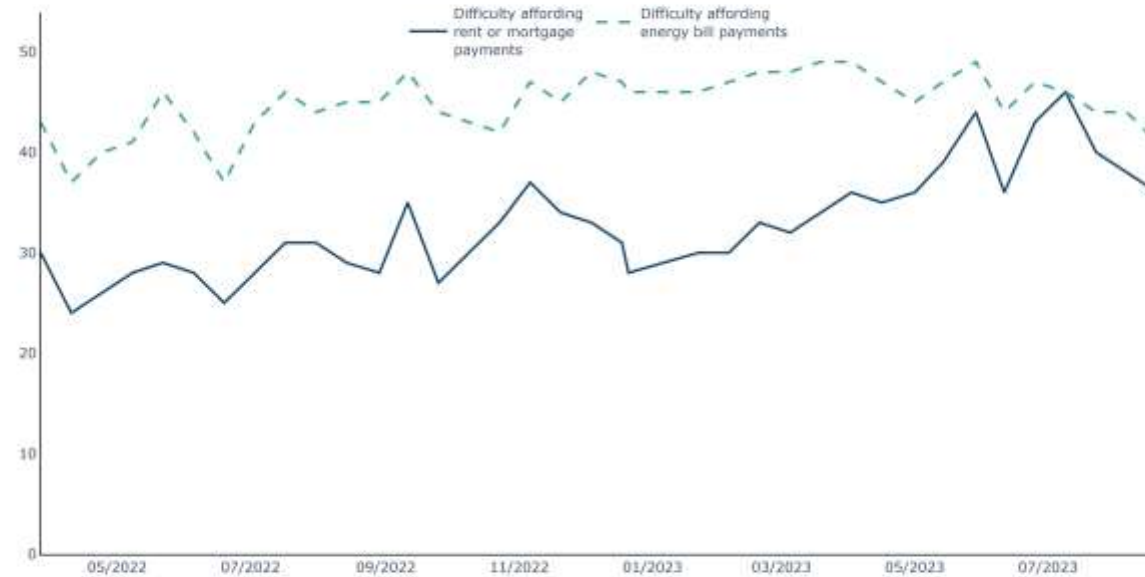
Produced by PHW, using OPN (ONS)



Wider Determinants

Public opinions on household finances, percentage, persons aged 16+, Great Britain, 27/03/2022 to 20/08/2023

Produced by PHW, using OPN (ONS)

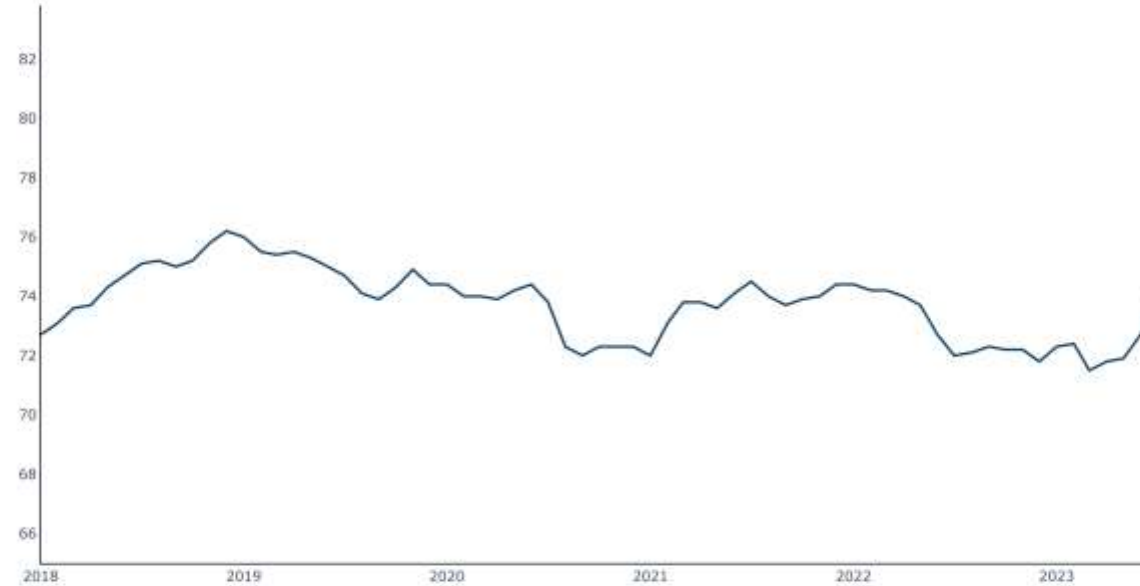


Percentage of adults currently paying rent, mortgage or energy bills reporting that it is very or somewhat difficult to afford these payments.

Wider Determinants

Employment rate, percentage, persons aged 16-64, Wales, 01/2018 to 07/2023 (rolling 3 month ending)

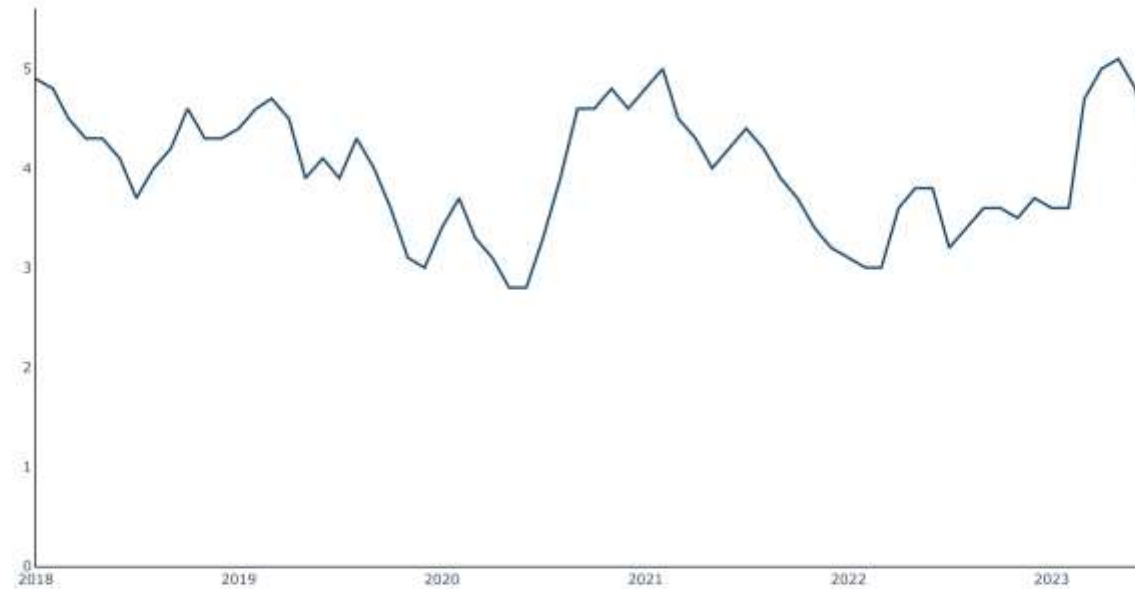
Produced by PHW, using LFS (ONS)



Wider Determinants

Unemployment rate, percentage, persons aged 16-64, Wales, 01/2018 to 07/2023 (rolling 3 month ending)

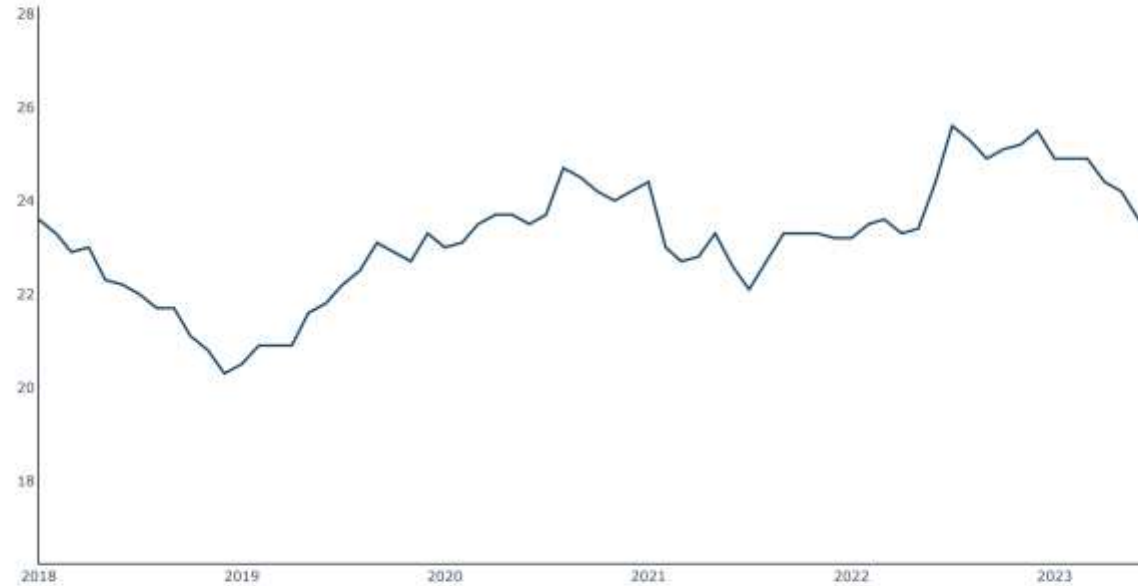
Produced by PHW, using LFS (ONS)



Wider Determinants

Economic inactivity rate, percentage, persons aged 16-64, Wales, 01/2018 to 07/2023 (rolling 3 month ending)

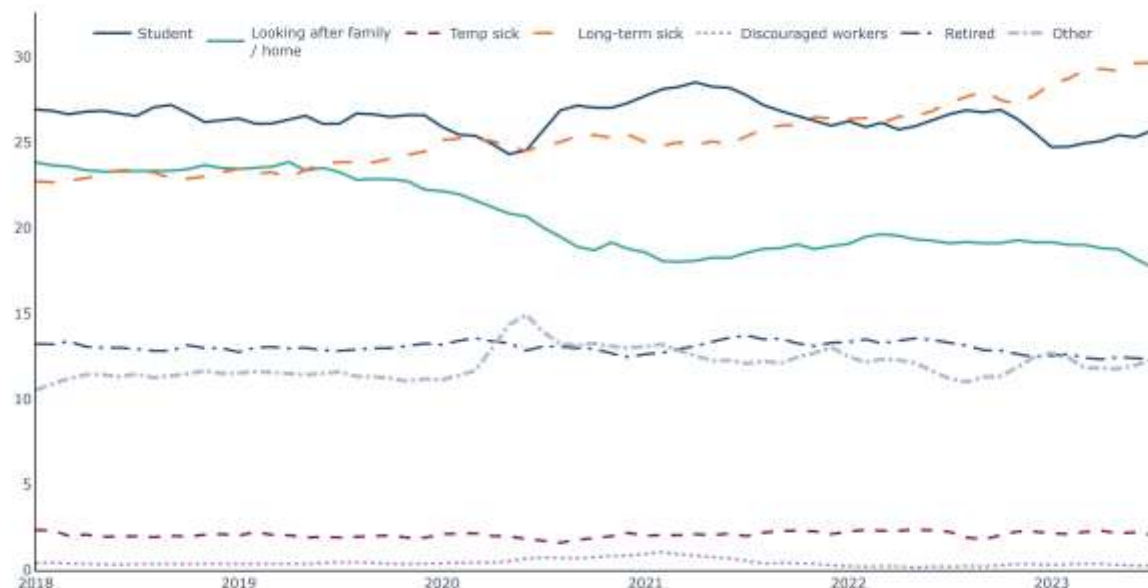
Produced by PHW, using LFS (ONS)



Wider Determinants

Economic inactivity rate by reason, percentage, persons aged 16-64, Wales, 01/2018 to 07/2023

Produced by PHW, using LFS (ONS)



Discouraged workers are those who are not looking for work because they believe no jobs are available. Other reasons include people who are waiting the results of a job application, have not yet started looking for work, do not need or want employment, have given an uncategorised reason for being economically inactive, or have not given a reason for being economically inactive.

Wider Determinants

New claims under normal rules of Personal Independence Payment (PIP)*, counts, persons aged 16-64, Wales, 01/2018 to 07/2023

Produced by PHW, using DWP



* A registration is where a claimant makes an application to PIP. A clearance signifies the completion of a PIP claim: DWP makes a decision on the entitlement or the claim is withdrawn/cancelled. Awarded means the Department have made a decision to award the claim.